

ACCESSORI

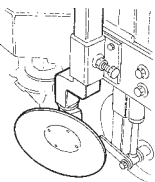

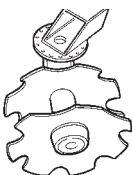
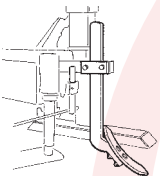

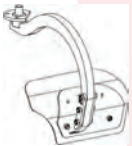
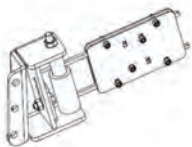

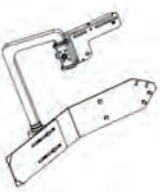
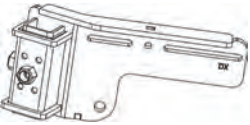
FOTO	CODICE	DESCRIZIONE	PREZZO	MACCHINA
	SC 010	DISCO APRISOLCO LISCIO Kg 35 Ø 330 MOD. DX		TE 80 DX / S-110 / EXPORT
	SC 010 B	DISCO APRISOLCO LISCIO Kg 70 Ø 330 MOD. DX - SX		TE 80 DX-SX / COMBY
	LM 002	DISCO APRI SOLCO DENTATO Kg 35 Ø 330 MOD. DX		TE 80 DX / S-110 / EXPORT
	LM 002 B	DISCO APRI SOLCO DENTATO Kg 70 Ø 330 MOD. DX - SX		TE 80 DX-SX / COMBY
	LM 003	N° 2 DISCHI DENTATI Kg. 38 Ø 380 MOD. DX		TE 80 DX / S-110 / EXPORT
	LM 003 B	N° 2 DISCHI DENTATI Kg. 76 Ø 380 MOD. DX-SX		TE 80 DX-SX / COMBY
	LM 004	VOMERO APRI SOLCO Kg 10 MOD. DX		TE 80 DX / S-110 / EXPORT / VARIO AG TE 80
	LM 00 4B	VOMERO APRI SOLCO Kg 20 MOD. DX-SX		TE 80 DX-SX / COMBY / VARIO AG TL
	LM 005	UTENSILE LAMA 700 Kg 7 MOD. DX		TE 80 DX / S-110 / EXPORT / VARIO AG TE 80
	LM 005 B	UTENSILE LAMA 700 Kg 14 MOD. DX-SX		TE 80 DX-SX / COMBY / VARIO AG TL
	LM 006	UTENSILE ARATRO Kg 30 PER SCALZATURA MOD. DX		TE 80 DX / S-110 / EXPORT / VARIO AG TE 80
	LM 006 B	UTENSILE ARATRO Kg 60 PER SCALZATURA MOD. DX-SX		TE 80 DX-SX / COMBY / VARIO AG TL
	LM 007	UTENSILE PULISCI PIANTA Kg 10 da applicare al cod. LM 006 MOD. DX		TE 80 DX / S-110 / EXPORT / VARIO AG TE 80
	LM 007 B	UTENSILE PULISCI PIANTA Kg 20 da applicare al cod. LM 006 B MOD. DX-SX		TE 80 DX-SX / COMBY / VARIO AG TL
	LM 008	UTENSILE ARATRO EASY Kg 30 MOD. DX		TE 80 DX / S-110 EXPORT / VARIO AG TE 80
	LM 008 B	UTENSILE ARATRO EASY Kg 60 MOD. DX-SX		TE 80 DX-SX / COMBY / VARIO AG TL
	LM 009	PARATERRA REGOLABILE Kg 50 MOD. DX		TE 80 DX / S-110 / EXPORT / VARIO AG TE 80
	LM 009 B	PARATERRA REGOLABILE Kg 100 MOD. DX-SX		TE 80 DX-SX / COMBY / VARIO AG TL
	LM 010	SUPPORTO KULT Kg 10 da applicare, se non fornito, al cod. LM 009 MOD. DX		TE 80 DX / S-110 / EXPORT / VARIO AG TE 80
	LM 010 B	SUPPORTO KULT Kg 20 da applicare, se non fornito, al cod. LM 009 B MOD. DX-SX		TE 80 DX-SX / COMBY / VARIO AG TL




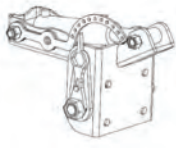
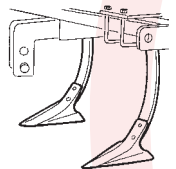
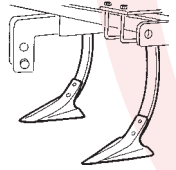
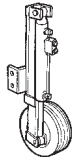

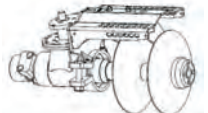
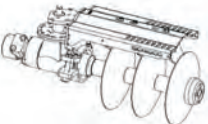
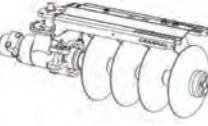
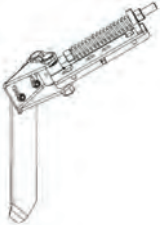
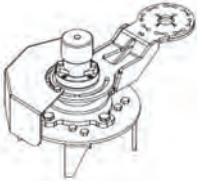
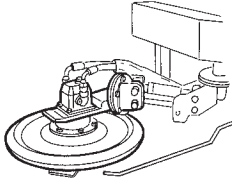
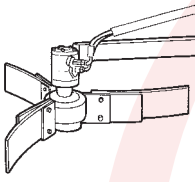
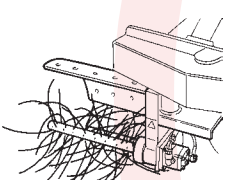
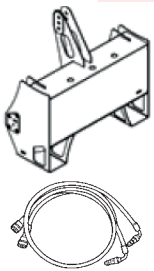
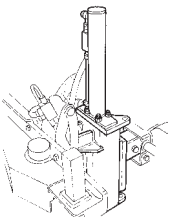
FOTO	CODICE	DESCRIZIONE	PREZZO	MACCHINA
	LM 011	COLTIVATORE KULT con gamba regolabile Kg 35 Ø 540 MOD. DX		TE 80 DX / S-110 / EXPORT / VARIO AG TE 80
	LM 011 B	COLTIVATORE KULT con gamba regolabile Kg 45 Ø 700 MOD. DX		TE 80 DX / S-110 / EXPORT / VARIO AG TE 80
	LM 011 C	COLTIVATORE KULT con gamba regolabile Kg 70 Ø 540 MOD. DX-SX		TE 80 DX-SX / COMBY / VARIO AG TL
	LM 011 D	COLTIVATORE KULT con gamba regolabile Kg 90 Ø 700 MOD. DX-SX		TE 80 DX-SX / COMBY / VARIO AG TL
 	LM 012	ROLLACKER N°2 DISCHI Ø 380 Kg 45 MOD. DX		TE 80 DX / S-110 / EXPORT / VARIO AG TE 80
	LM 012 B	ROLLACKER N°3 DISCHI Ø 380 Kg 50 MOD. DX		TE 80 DX / S-110 / EXPORT / VARIO AG TE 80
	LM 012 C	ROLLACKER N°2 DISCHI Ø 380 Kg 90 MOD. DX-SX		TE 80 DX-SX / COMBY / VARIO AG TL
	LM 012 D	ROLLACKER N°3 DISCHI Ø 380 Kg 100 MOD. DX-SX		TE 80 DX-SX / COMBY / VARIO AG TL
	LM 013	INCLINAZIONE IDRAULICA FUNZIONAMENTO OLIO TRATTORE MOD. DX		TE 80 DX
	LM 013 B	INCLINAZIONE IDRAULICA FUNZIONAMENTO OLIO TRATTORE MOD. DX-SX		TE 80 DX-SX
	LM 014	ANCORA A MOLLA N° 1 PZ.		VARIO AG TL
	LM 015	ANCORA SUPPLEMENTARE N° 1 PZ. con allargamento telaio		VARIO AG TE 80
	LM 016	RUOTA IDRAULICA FUNZIONAMENTO OLIO TRATTORE MOD. DX		EXPORT
	LM 016 B	RUOTA IDRAULICA FUNZIONAMENTO OLIO TRATTORE MOD. DX-SX		COMBY
	LM 017	RUOTA MANUALE Kg 25 MOD. DX		EXPORT solo modelli GRANDE e MAGNUM
	LM 017 B	RUOTA MANUALE Kg 50 MOD. DX		COMBY solo modelli GRANDE e MAGNUM
  	LM 018	DISCHIERA IDRAULICA Kg 70 N° 2 DISCHI Ø 330 MOD. DX		S-110 / EXPORT / VARIO AG TE 80
	LM 019	DISCHIERA IDRAULICA Kg 80 N° 3 DISCHI Ø 330 MOD. DX		
	LM 020	DISCHIERA IDRAULICA Kg 90 N° 4 DISCHI Ø 330 MOD. DX		
	LM 018 B	DISCHIERA IDRAULICA Kg 140 N° 2 DISCHI Ø 330 MOD. DX-SX		COMBY / VARIO AG TL
	LM 019 B	DISCHIERA IDRAULICA Kg 160 N° 3 DISCHI Ø 330 MOD. DX		
	LM 020 B	DISCHIERA IDRAULICA Kg 180 N° 4 DISCHI Ø 330 MOD. DX-SX		

FOTO	CODICE	DESCRIZIONE	PREZZO	MACCHINA
	LM 025	PULISCI PIANTA Kg 15 da applicare alla dischiera idraulica MOD. DX		S-110 / EXPORT / VARIO AG TE 80
	LM 025 B	PULISCI PIANTA Kg 30 da applicare alla dischiera idraulica MOD. DX-SX		COMBY / VARIO AG TL
	LM 021	ERPICE ROTANTE Kg 55 N°4 DENTI Ø 400 MOD. DX		S-110 / EXPORT / VARIO AG TE 80
	LM 021 B	ERPICE ROTANTE Kg 110 N°4 DENTI Ø 400 MOD. DX-SX		COMBY / VARIO AG TL
	LM 023	TAGLIAERBA Ø 450 Kg 55 MOD. DX		S-110 / EXPORT / VARIO AG TE 80
	LM 023 B	TAGLIAERBA Ø 450 Kg 110 MOD. DX-SX		COMBY / VARIO AG TL
	LM 024	KIT GIRORAMI Ø 500 Kg 25 MOD. DX		S-110 / EXPORT / VARIO AG TE 80
	LM 024 B	KIT GIRORAMI Ø 500 Kg 50 MOD. DX-SX		COMBY / VARIO AG TL
	LM 022	SPOLLONATRICE Kg 45 KIT A MOLLA NO STOP Ø 400 LUNGHEZZA 500 mm MOD. DX		S-110 / EXPORT / VARIO AG TE 80
	LM 022 B	SPOLLONATRICE Kg 90 KIT A MOLLA NO STOP Ø 400 LUNGHEZZA 500 mm MOD. DX-SX		COMBY/ VARIO AG TL
	LM 026	TELAIO AI TRE PUNTI CON POMPA E SERBATOIO OLIO N°2 pompe olio 40 Lt. Radiatore raffreddamento olio 12 V		S-110 / EXPORT / COMBY
	LM 027	ALZATA IDRAULICA VERTICALE DX FUNZIONAMENTO OLIO TRATTORE PRESE IDRAULICHE		EXPORT
	LM 028	ALZATA IDRAULICA VERTICALE DX-SX SISTEMA ELECTRONIC		COMBY