

# ACCESSORI

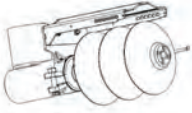

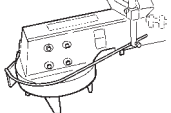
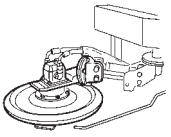
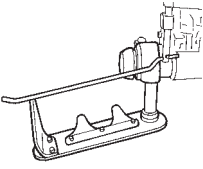
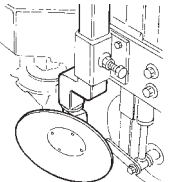
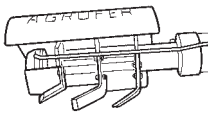
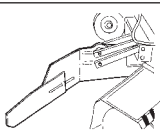
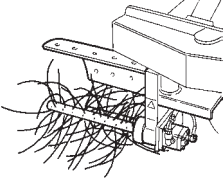

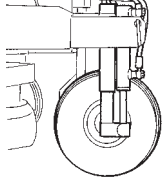
FOTO	CODICE	DESCRIZIONE	PREZZO	MACCHINA
	SC 001	KIT DISCHIERA Ø 380 2 DISCHI		POSTERIORE / ANTERIORE / SIMPLE
	SC 002	KIT DISCHIERA Ø 380 3 DISCHI		SIMPLE
	SC 003	KIT DISCHIERA Ø 380 4 DISCHI		POSTERIORE / ANTERIORE / SIMPLE
	SC 004	KIT DISCHIERA Ø 380 5 DISCHI		POSTERIORE / ANTERIORE / SIMPLE
	SC 013	UTENSILE SPAZZOLA a molla Kg 15		POSTERIORE / ANTERIORE / SIMPLE
	SC 005	UTENSILE ERPICE Kg 80 a lama verticale sciabolata 4 LAME Ø 400		POSTERIORE / ANTERIORE / SIMPLE
	SC 006	UTENSILE ERPICE Kg 100 a lama verticale sciabolata 4 LAME Ø 550		POSTERIORE / ANTERIORE / SIMPLE
	SC 007	UTENSILE TAGLIAERBA MECCANICO Kg 35 a coltelli Ø 450		POSTERIORE / ANTERIORE / SIMPLE
	SC 008	UTENSILE LAMA Kg 35 LAMA 550 mm		POSTERIORE / ANTERIORE
	SC 009	UTENSILE LAMA Kg 40 LAMA 700 mm		POSTERIORE / ANTERIORE
	SC 010	DISCO APRISOLCO Kg 35 Ø 330		POSTERIORE / ANTERIORE / SIMPLE
	SC 011	UTENSILE FRESA Kg 60 completo di carter da mm. 450		POSTERIORE / ANTERIORE / SIMPLE
	SC 012	UTENSILE FRESA Kg 80 completo di carter da mm. 600		POSTERIORE / ANTERIORE / SIMPLE
	SC 016	LAMIERA PARATERRA AUTOLIVELLANTE Kg 60		POSTERIORE / ANTERIORE (disponibile solo su GRANDE e MAGNUM) /SIMPLE
	SC 017	KIT SPOLLONATRICE Kg 45 funzionamento olio trattore Lt. 30		POSTERIORE / ANTERIORE
	SC 018	VALVOLA DI REGOLAZIONE		POSTERIORE / ANTERIORE
	SC 015	SPOSTAMENTO IDRAULICO ai tre punti della macchina con azionamento olio trattore		POSTERIORE / SIMPLE
	SC 014	SECONDO PISTONE RUOTA POSTERIORE azionamento ad olio trattore		POSTERIORE / ANTERIORE

FOTO	CODICE	DESCRIZIONE	PREZZO	MACCHINA
	SC 020	DISCO Ø 330 - Kg 4		POSTERIORE / ANTERIORE / SIMPLE
	SC 021	DISCO Ø 380 - Kg 6		POSTERIORE / ANTERIORE / SIMPLE
	SC 022	DISCO Ø 450 - Kg 9		POSTERIORE / ANTERIORE / SIMPLE
	SC 023	DISCO Ø 500 - Kg 13		POSTERIORE / ANTERIORE / SIMPLE
	SC 024	DISCO Ø 550 - Kg 15		POSTERIORE / ANTERIORE / SIMPLE
	SC 025	DISCO Ø 600 - Kg 17		POSTERIORE / ANTERIORE / SIMPLE
	SC 026	DISCO Ø 700 - Kg 23		POSTERIORE / ANTERIORE / SIMPLE

