

SCALZATORE A LAMA TE/80

- Testata a lama
- Piastra di fissaggio ad altre macchine
- TASTATORE E CILINDRO A DOPPIO EFFETTO
- Lama da 550 mm
- Funzionamento idraulico

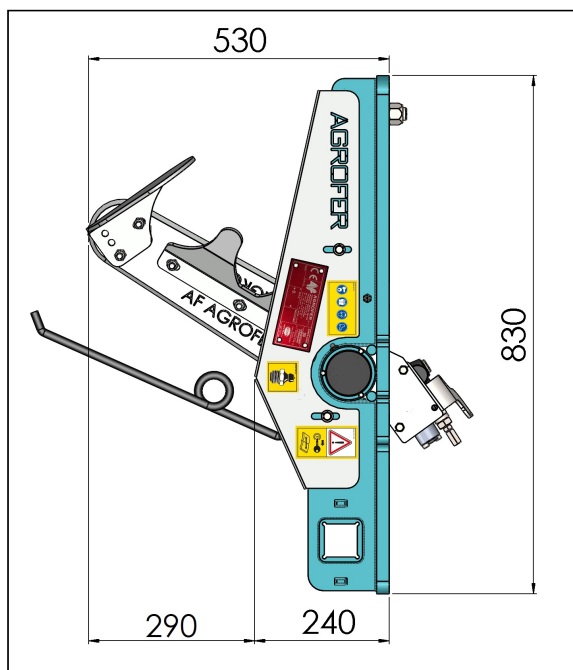
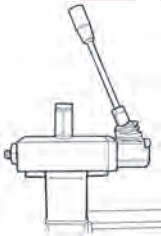
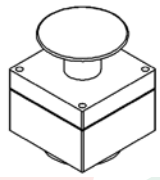
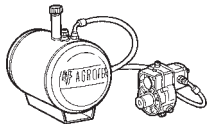
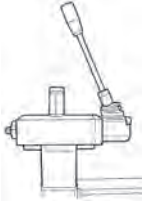


FOTO	CODICE	DESCRIZIONE	PREZZO
 <p>Manuale</p> <p>MOD. TE/80 DX (lato destro)</p> <p>* olio trattore n° 1 paio prese idrauliche</p> <p>* olio lt/min. 20 Lt</p> <p>Kg 60</p>			
 <p>Electronic con comando elettronico a 12 Volt</p> <p>MOD . TE/80 DX (lato destro)</p> <p>* olio trattore n° 1 paio prese idrauliche</p> <p>* olio lt/min. 20 Lt</p> <p>Kg 60</p>			
	TE 001	N° 1 POMPA CON SERBATOIO OLIO 25 Lt Kg 45	

FUNZIONAMENTO OLIO TRATTORE

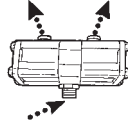


MOD. TE/80 DX-SX ECO MANUALE
(lato destro e lato sinistro)



MOD . TE/80 DX-SX ECO ELECTRONIC
(lato destro e lato sinistro)

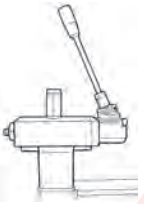
Kg 120



Completo divisore di flusso
N°1 paio prese idrauliche
olio trattore 40 Lt/min

Kg 120

FUNZIONAMENTO POMPA E SERBATOIO OLIO

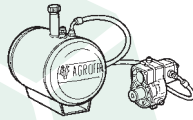


MOD. TE/80 DX-SX TOP MANUALE
(lato destro e lato sinistro) trattore
standard



MOD . TE/80 DX-SX TOP ELECTRONIC
(lato destro e lato sinistro)
trattore standard

Kg 120



Completo di n° 2 pompe con serbatoio olio 40 Lt
(per mod. TE/80 DX TE/80 SX)
Kg. 60