

ACCESSORI

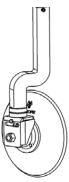


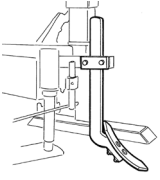

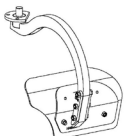
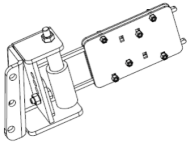

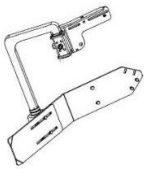
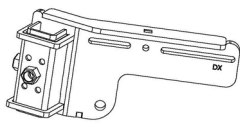
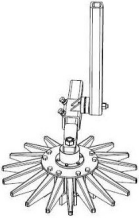


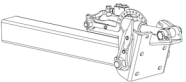
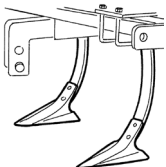
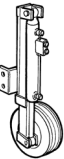

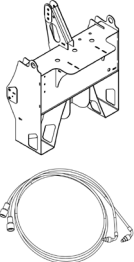
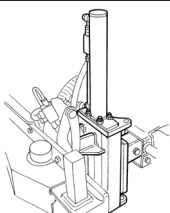
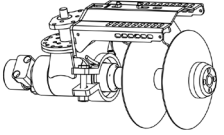
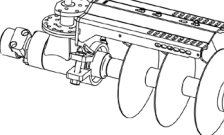
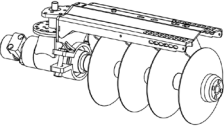
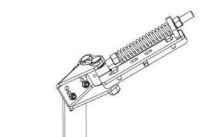
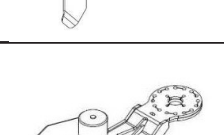
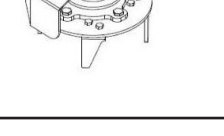
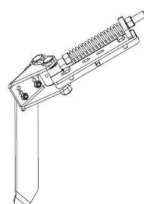
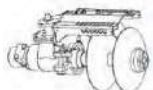


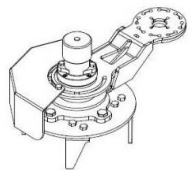
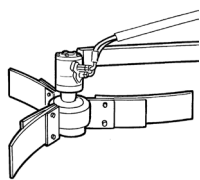
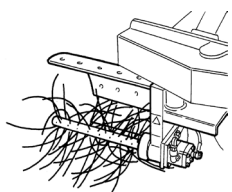
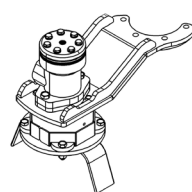
FOTO	CODICE	DESCRIZIONE	PREZZO	MACCHINA
	SC 010	DISCO APRISOLCO LISCIO Ø 330 MOD. DX Kg 35		TE 80 DX / EXPORT / VARIO AG TE80
	SC 010 B	DISCO APRISOLCO LISCIO Ø 330 MOD. DX - SX Kg 70		TE 80 DX-SX / COMBY / VARIO AG TL
	LM 002	DISCO APRI SOLCO DENTATO Ø 330 MOD. DX Kg 35		TE 80 DX / EXPORT / VARIO AG TE80
	LM 002 B	DISCO APRI SOLCO DENTATO Ø 330 MOD. DX - SX Kg 70		TE 80 DX-SX / COMBY / VARIO AG TL
	LM 003	N° 2 DISCHI DENTATI DA RINCALZO Ø 380 MOD. DX Kg. 38		TE 80 DX / EXPORT / VARIO AG TE80
	LM 003 B	N° 2 DISCHI DENTATI DA RINCALZO Ø 380 MOD. DX-SX Kg. 76		TE 80 DX-SX / COMBY / VARIO AG TL
	LM 004	VOMERO APRI SOLCO MOD. DX Kg 10		TE 80 DX / EXPORT / VARIO AG TE 80
	LM 00 4B	VOMERO APRI SOLCO MOD. DX-SX Kg 20		TE 80 DX-SX / COMBY / VARIO AG TL
	LM 005	UTENSILE LAMA 700 MOD. DX Kg 7		TE 80 DX / EXPORT / VARIO AG TE 80
	LM 005 B	UTENSILE LAMA 700 MOD. DX-SX Kg 14		TE 80 DX-SX / COMBY / VARIO AG TL
	LM 006	UTENSILE ARATRO PER SCALZATURA MOD. DX Kg 30		TE 80 DX / EXPORT / VARIO AG TE 80
	LM 006 B	UTENSILE ARATRO PER SCALZATURA MOD. DX-SX Kg 60		TE 80 DX-SX / COMBY / VARIO AG TL
	LM 007	UTENSILE PULISCI PIANTA da applicare al cod. LM 006 MOD. DX Kg 10		TE 80 DX / EXPORT / VARIO AG TE 80
	LM 007 B	UTENSILE PULISCI PIANTA da applicare al cod. LM 006 B MOD. DX-SX Kg 20		TE 80 DX-SX / COMBY / VARIO AG TL
	LM 008	UTENSILE ARATRO EASY MOD. DX Kg 30		TE 80 DX / EXPORT / VARIO AG TE 80
	LM 008 B	UTENSILE ARATRO EASY MOD. DX-SX Kg 60		TE 80 DX-SX / COMBY / VARIO AG TL
	LM 009	PARATERRA REGOLABILE MOD. DX Kg 50		TE 80 DX / EXPORT
	LM 009 B	PARATERRA REGOLABILE MOD. DX-SX Kg 100		TE 80 DX-SX / COMBY
	LM 010	SUPPORTO KULT da applicare, se non fornito, al cod. LM 009 MOD. DX Kg 10		TE 80 DX / EXPORT / VARIO AG TE 80
	LM 010 B	SUPPORTO KULT da applicare, se non fornito, al cod. LM 009 B MOD. DX-SX Kg 20		TE 80 DX-SX / COMBY / VARIO AG TE 80

FOTO	CODICE	DESCRIZIONE	PREZZO	MACCHINA
	LM 011	COLTIVATORE KULT con gamba regolabile Ø 540 MOD. DX Kg 35		TE 80 DX / EXPORT / VARIO AG TE 80
	LM 011 B	COLTIVATORE KULT con gamba regolabile Ø 700 MOD. DX Kg 45		TE 80 DX / EXPORT / VARIO AG TE 80
	LM 011 C	COLTIVATORE KULT con gamba regolabile Ø 540 MOD. DX-SX Kg 70		TE 80 DX-SX / COMBY / VARIO AG TL
	LM 011 D	COLTIVATORE KULT con gamba regolabile Ø 700 MOD. DX-SX Kg 90		TE 80 DX-SX / COMBY / VARIO AG TL
 	LM 012	ROLLACKER N°2 DISCHI Ø 380 MOD. DX Kg 45		TE 80 DX / EXPORT / VARIO AG TE 80
	LM 012 B	ROLLACKER N°3 DISCHI Ø 380 MOD. DX Kg 50		TE 80 DX / EXPORT / VARIO AG TE 80
	LM 012 C	ROLLACKER N°2 DISCHI Ø 380 MOD. DX-SX Kg 90		TE 80 DX-SX / COMBY / VARIO AG TL
	LM 012 D	ROLLACKER N°3 DISCHI Ø 380 MOD. DX-SX Kg 100		TE 80 DX-SX / COMBY / VARIO AG TL
	LM 013	INCLINAZIONE IDRAULICA FUNZIONAMENTO OLIO TRATTORE MOD. DX - COMPLETA DI TUBI IDRAULICI		TE 80 DX
	LM 013 B	INCLINAZIONE IDRAULICA FUNZIONAMENTO OLIO TRATTORE MOD. DX-SX COMPLETA DI TUBI IDRAULICI		TE 80 DX-SX
	LM 015	ANCORA SUPPLEMENTARE N° 1 PZ. con allargamento telaio		VARIO AG TE 80
	LM 016	RUOTA IDRAULICA FUNZIONAMENTO OLIO TRATTORE MOD. DX		EXPORT
	LM 016 B	RUOTA IDRAULICA FUNZIONAMENTO OLIO TRATTORE MOD. DX-SX		COMBY
	LM 017	RUOTA Manual MOD. DX Kg 25		EXPORT solo modelli GRANDE e MAGNUM
	LM 017 B	RUOTA Manual MOD. DX - SX Kg 50		COMBY solo modelli GRANDE e MAGNUM
	LM 026	TELAIO AI TRE PUNTI CON POMPA E SERBATOIO OLIO N°2 pompe olio 40 Lt. Radiatore raffreddamento olio 12 V		EXPORT / COMBY
	LM 028	ALZATA IDRAULICA VERTICALE DX-SX SISTEMA Electronic		COMBY / VARIO AG TL

ACCESSORI IDRAULICI

FOTO	CODICE	DESCRIZIONE	PREZZO	MACCHINA	
  	LM 018	DISCHIERA IDRAULICA N° 2 DISCHI Ø 330 MOD. DX Kg 70		EXPORT PLUS / EXPORT PREMIUM / VARIO AG TE 80 PREMIUM	
	LM 019	DISCHIERA IDRAULICA N° 3 DISCHI Ø 330 MOD. DX Kg 80			
	LM 020	DISCHIERA IDRAULICA N° 4 DISCHI Ø 330 MOD. DX Kg 90			
	  	LM 018 B	DISCHIERA IDRAULICA N° 2 DISCHI Ø 330 MOD. DX-SX Kg 140		COMBY PREMIUM / VARIO AG TL PREMIUM
		LM 019 B	DISCHIERA IDRAULICA N° 3 DISCHI Ø 330 MOD. DX-SX Kg 160		
		LM 020 B	DISCHIERA IDRAULICA N° 4 DISCHI Ø 330 MOD. DX-SX Kg 180		
	LM 025	PULISCI PIANTA da applicare alla dischiera idraulica MOD. DX Kg 15		da applicarsi a :   	
	LM 025 B	PULISCI PIANTA da applicare alla dischiera idraulica MOD. DX-SX Kg 30			
	LM 021	ERPICE ROTANTE N° 4 DENTI Ø 400 MOD. DX Kg 55		EXPORT PLUS / EXPORT PREMIUM / VARIO AG TE 80 PREMIUM	
	LM 021 B	ERPICE ROTANTE N° 4 DENTI Ø 400 MOD. DX - SX Kg 110		COMBY PREMIUM / VARIO AG TL PREMIUM	
	LM 024	KIT GIRORAMI Ø 500 MOD. DX Kg 25		EXPORT PLUS / EXPORT PREMIUM / VARIO AG TE 80 PREMIUM	
	LM 024 B	KIT GIRORAMI Ø 500 MOD. DX-SX Kg 50		COMBY PREMIUM / VARIO AG TL PREMIUM	
	LM 022	SPOLLONATRICE KIT A MOLLA NO STOP Ø 400 LUNGHEZZA 500 mm MOD. DX OLIO TRATTORE 40 Lt Kg 45		EXPORT PLUS / EXPORT PREMIUM / VARIO AG TE 80 PREMIUM	
	LM 022 B	SPOLLONATRICE KIT A MOLLA NO STOP Ø 400 LUNGHEZZA 500 mm MOD. DX-SX OLIO TRATTORE 60 Lt Kg 90		COMBY PREMIUM / VARIO AG TL PREMIUM	
	LM 029	ERPICE IDRAULICO X UTENSILE LAMA da 500 mm MOD. DX		EXPORT PLUS / EXPORT PREMIUM / VARIO AG TE 80 PREMIUM	
	LM 029 B	ERPICE IDRAULICO X UTENSILE LAMA da 500 mm MOD. DX -SX		COMBY PREMIUM / VARIO AG TL PREMIUM	