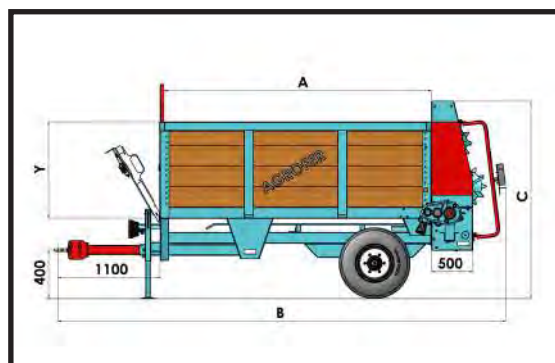
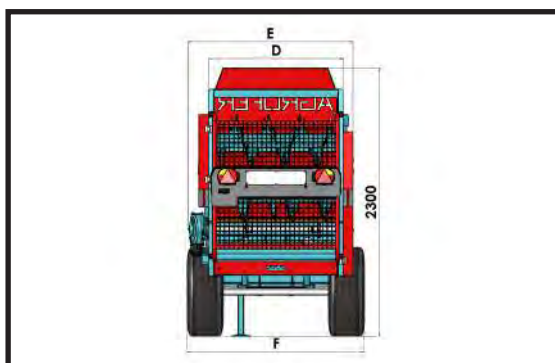










MANURE SPREADER A.F.O. RS

- Rear spreading
- Cut-tube profiles structure with pickled sheet steel
- Covering of floor and sides in treated larch boards
- A rigid suspension
- N° balanced horizontal rollers for rear spreading
- Hydraulic chain conveyor advancement
- Guides for chain running
- Removable drawbar
- Axle without brake
- Tractor n°1 pair of hydraulic outlets for belt chain operation - oil 30 Lt
- Cardan shaft
- Road light kit

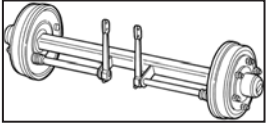


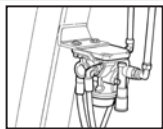
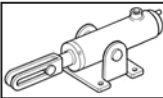
*EUROPEAN ROAD HOMOLOGATION

MOD.	A mm	B mm	C mm	D mm	E mm	F mm	Y mm					€	EUROPEAN ROAD HOMOLOGATION CERTIFICATE	*
								10.075 15.3 16 PR	m ³	Kg	200 mm			
A.F.O. RS 15 V	2500	3800	2100	1150	1350	1400	850	10.075 15.3 16 PR	2.2	1230	1700		LOAD 3230 Kg	X
A.F.O. RS 15	3000	4300	2100	1150	1350	1400	850	10.075 15.3 16 PR	2.8	1380	1700		LOAD 3680 Kg	X
A.F.O. RS 15 S	3500	4800	2100	1150	1350	1400	850	10.075 15.3 16 PR	3.3	1500	1700		LOAD 4200 Kg	X
A.F.O. RS 15 M	4000	5300	2100	1150	1350	1400	850	10.075 15.3 16 PR	3.38	1610	1700		LOAD 4700 Kg	X
A.F.O. RS 25 V	2500	3800	2100	1250	1550	1550	850	10.075 15.3 16 PR	3.22	1380	1900		LOAD 3580 Kg	X
A.F.O. RS 25	3000	4300	2100	1250	1550	1550	850	10.075 15.3 16 PR	3.0	1250	1900		LOAD 4100 Kg	X
A.F.O. RS 25 S	3500	4800	2100	1250	1550	1550	850	10.075 15.3 16 PR	3.5	1380	1900		LOAD 4650 Kg	X
A.F.O. RS 25 M	4000	5300	2100	1250	1550	1550	850	10.075 15.3 16 PR	3.9	1780	1900		LOAD 5280 Kg	X

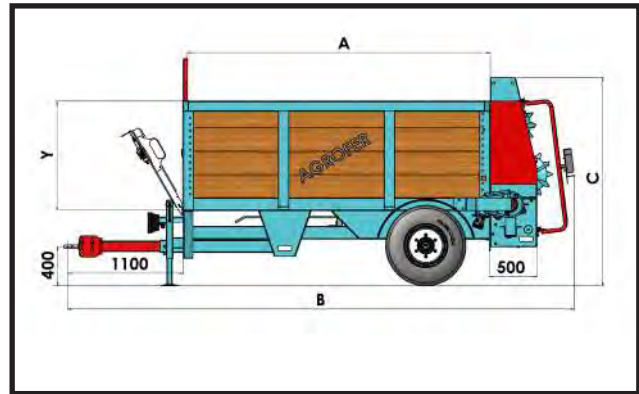
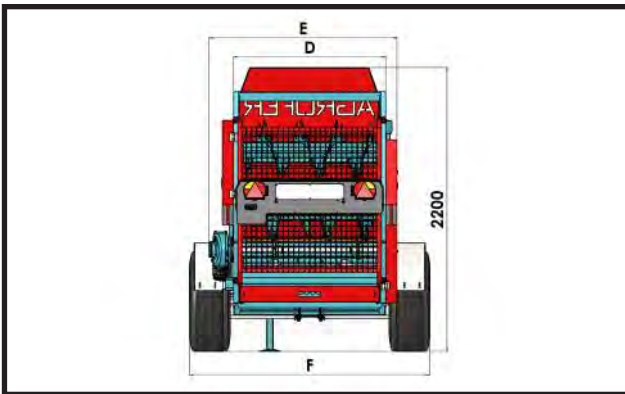
MOD.	A mm	B mm	C mm	D mm	E mm	F mm	Y mm		 m ³	 Kg		€	EUROPEAN ROAD HOMOLOGATION CERTIFICATE	*
A.F.O. RS 35 V	2500	3800	2100	1500	1700	1700	850	340/55 16 PR	2.9	1760	2300		LOAD 4360 Kg	X
A.F.O. RS 35	3000	4300	2100	1500	1700	1700	850	340/55 16 PR	3.5	1900	2300		LOAD 5000 Kg	X
A.F.O. RS 35 S	3500	4800	2100	1500	1700	1700	850	340/55 16 PR	4.4	2050	2300		LOAD 5750 Kg	X
A.F.O. RS 35 M	4000	5300	2100	1500	1700	1700	850	11/80 15.3 PR	4.7	2180	2300		LOAD 6380 Kg	X
A.F.O. RS 35 X	4500	5800	2100	1500	1700	1700	850	11/80 15.3 PR	5.3	2300	2300		LOAD 7000 Kg	X

BRAKING SYSTEM COMPULSORY FOR EUROPEAN ROAD HOMOLOGATION





IMAGE	CODE	DESCRIPTION	PRICE
	SP 001	AXLE WITH MECHANICALE BRAKE	





	PNEUMATIC	
	HYDRAULIC WITH PEDAL	

MANURE SPREADER A.F.O. RE



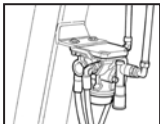
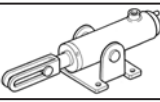
*EUROPEAN ROAD HOMOLOGATION

MOD.	A mm	B mm	C mm	D mm	E mm	F mm	Y mm		 m ³	 Kg	 250 mm	€	EUROPEAN ROAD HOMOLOGATION CERTIFICATE	*
A.F.O.RE 15 V	2500	3800	1850	1150	1350	1800	850	10.075 15.3 16 PR	2.3	1230	2500		LOAD 3230 Kg	X
A.F.O. RE 15	3000	4300	1850	1150	1350	1800	850	10.075 15.3 16 PR	2.8	1380	2500		LOAD 3680 Kg	X
A.F.O. RE 15 S	3500	4800	1850	1150	1350	1800	850	10.075 15.3 16 PR	3.2	1500	2500		LOAD 4200 Kg	X
A.F.O. RE 15 M	4000	5300	1850	1150	1350	1800	850	10.075 15.3 16 PR	3.7	1610	2500		LOAD 4700 Kg	X
A.F.O. RE 25 V	2500	3800	1850	1250	1450	1900	850	10.075 15.3 16 PR	2.5	1380	2500		LOAD 3580 Kg	X
A.F.O. RE 25	3000	4300	1850	1250	1450	1900	850	10.075 15.3 16 PR	3.0	1250	2500		LOAD 4100 Kg	X
A.F.O. RE 25 S	3500	4800	1850	1250	1450	1900	850	10.075 15.3 16 PR	3.5	1380	2500		LOAD 4650 Kg	X
A.F.O. RE 25 M	4000	5300	1850	1250	1450	1900	850	10.075 15.3 16 PR	4.0	1780	2500		LOAD 5280 Kg	X

MOD.	A mm	B mm	C mm	D mm	E mm	F mm	Y mm		 m ³	 Kg		€	EUROPEAN ROAD HOMOLOGATION CERTIFICATE	*
A.F.O.RE 35 V	2500	3800	1850	1500	1700	2200	850	340/55 16 PR	2.9	1760	2300		LOAD 4360 Kg	X
A.F.O.RE 35	3000	4300	1850	1500	1700	2200	850	340/55 16 PR	3.5	1900	2300		LOAD 5000 Kg	X
A.F.O.RE 35 S	3500	4800	1850	1500	1700	2200	850	340/55 16 PR	4.4	2050	2300		LOAD 5750 Kg	X
A.F.O.RE 35 M	4000	5300	1850	1500	1700	2200	850	11/80 15.3 PR	4.7	2180	2300		LOAD 6380 Kg	X
A.F.O.RE 35 X	4500	5800	1850	1500	1700	2200	850	11/80 15.3 PR	5.3	2300	2300		LOAD 7000 Kg	X

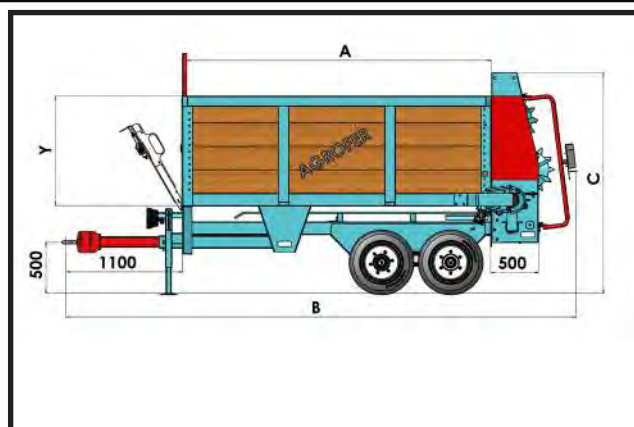
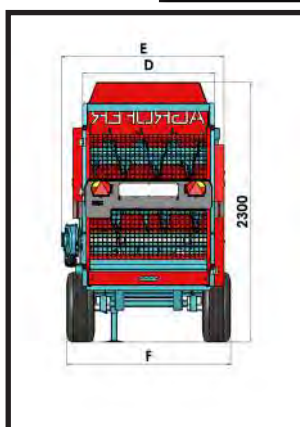
COMPULSORY FOR EUROPEAN ROAD HOMOLOGATION





IMAGE	CODE	DESCRIPTION	PRICE
	SP 001	AXLE WITH MECHANICAL BRAKE	

	PNEUMATIC	
	HYDRAULIC WITH PEDAL	

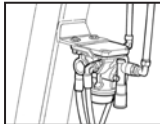
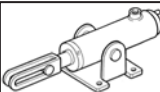
MANURE SPREADER A.F.O. TA

- Rear spreading
- Cut-tube profiles structure with pickled sheet steel
- Deck and sides are made of treated larch planks
- With independent tandem suspension
- N° 2 balanced horizontal rollers for rear spreading
- Hydraulic chain feed
- Guides for chain running
- Removable drawbar
- Axle with mechanical brake
- Cardan shaft
- Road light kit
- Tractor n° 1 pair of hydraulic jacks for chains operation



MOD.	A mm	B mm	C mm	D mm	E mm	F mm	Y mm		 m ³	 Kg		€
A.F.O.10 TA	3000	4300	2200	850	1050	1050	850	200/6014.5	2.0	1000	1300	
A.F.O. 15 TA	3000	4300	2200	1150	1350	1400	850	200/6014.5	2.8	1160	1700	
A.F.O.15 S TA	3500	4800	2200	1150	1350	1400	850	200/6014.5	3.3	1280	1700	
A.F.O. 25 TA	3000	4300	2200	1250	1550	1550	850	200/6014.5	3.0	1250	1900	
A.F.O. 25 S TA	3500	4800	2300	1250	1550	1550	850	10/075 15.3 12 PR	3.5	1380	1900	
A.F.O. 35 TA	3500	4800	2300	1500	1800	1800	850	10/075 15.3 12 PR	4.4	1560	2300	
A.F.O. 35 M TA	4000	5300	2300	1500	1800	1800	850	10/075 15.3 12 PR	4.8	1650	2300	

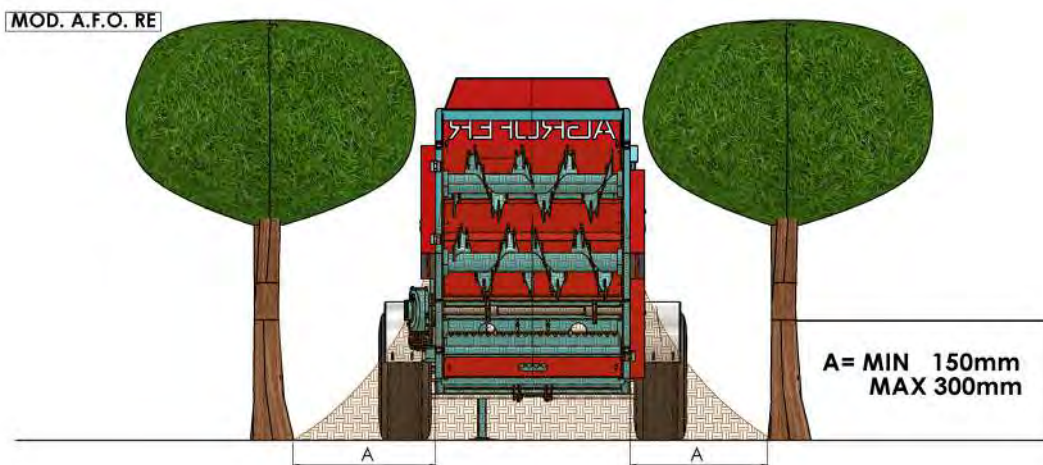
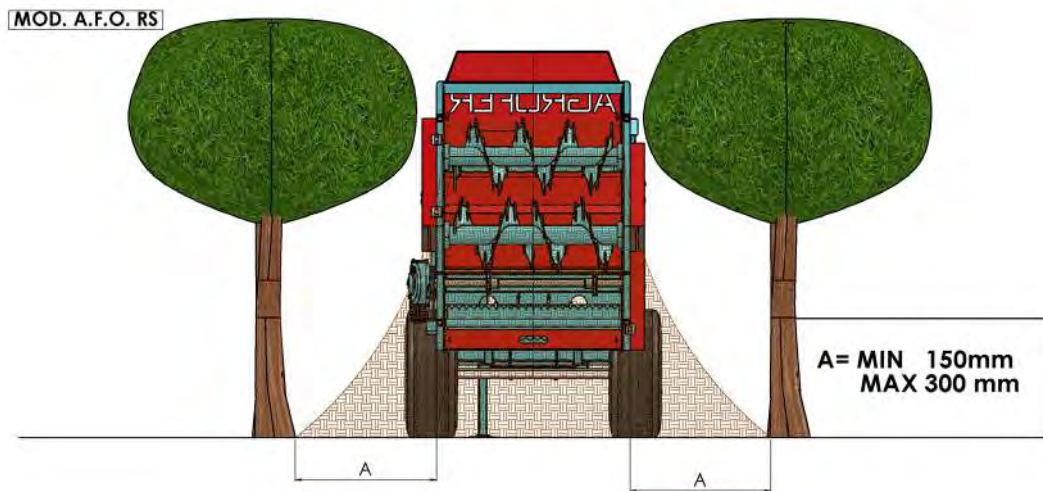
BRAKING COST FOR 6000 Kg

	PNEUMATIC	
	HYDRAULIC WITH PEDAL	

WORKING DISTANCES

- Working distances are indicative
- The operation of the machine can vary according to the product to be distributed and to the type of operation
- The regulation system of the manure spreader:
 - Edge with chain feed, if supplied, or chains only
 - The RPM of the tractor for the roller speed
 - Feed speed

Mod. A.F.O. RS - A.F.O. RE

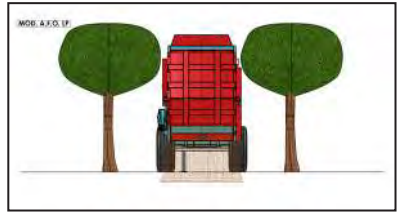


AFO SPECIAL



Mod. AFO LP

- Rear closing plate for covering the rollers
 - 30° hydraulic opening.
- Tractor oil operation and 2 quick coupling



Cod. AS001

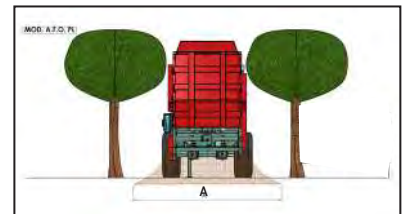
EUROPEAN ROAD HOMOLOGATION



Mod. AFO PL

- Rear disks with mechanical transmission P.T.O.
 - Real closing plate for covering the rollers. 30° "hydraulic" opening.
- Tractor oil operation with 2 quick couplings

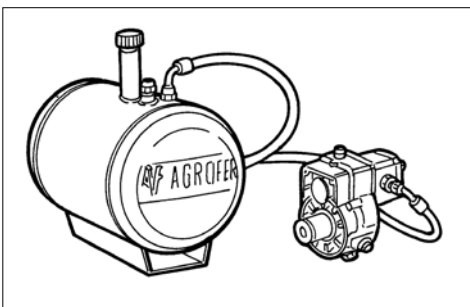
MODELLO	A
AFO 10	2000
AFO 15	2500
AFO 25	3000
AFO 35	3700



Cod. AS002

Cod. AS003

Cod. AS004



- Mechanical transmission P.T.O.
- Hydraulic transmission tractor oil (Tractor suggested 60lt)
- Hydraulic system transmission with pump and oil tank fix on the frame for disks operation

EUROPEAN ROAD HOMOLOGATION

ACCESSORY ON DEMAND

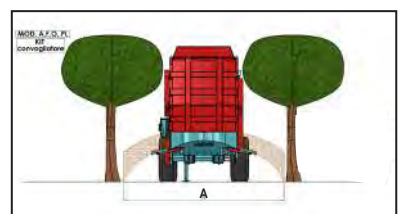


- Conveyor kit to localize the product on the plant

Cod. AS005

EUROPEAN ROAD HOMOLOGATION

MODELLO	A (min-max)
AFO 10	1500-2000
AFO 15	2000-2500
AFO 25	2500-3000
AFO 35	3000-4000



AFO TA DX

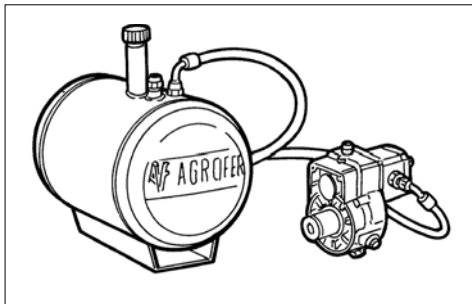


Mod. AFO TA DX

- Rubber carpet with hydraulic transmission
- Rear closing plate that can be removed
- Lengthening of the carpet for adjustment to the row
- Hydraulic operation with tractor oil (tractor suggested 60lt)
- With flux divider

Cod. AS006

EUROPEAN ROAD HOMOLOGATION



ON DEMAND

WE SUGGEST:

- Hydraulic system transmission with pump and oil tank for carpet operation

Cod. AS007

EUROPEAN ROAD HOMOLOGATION

