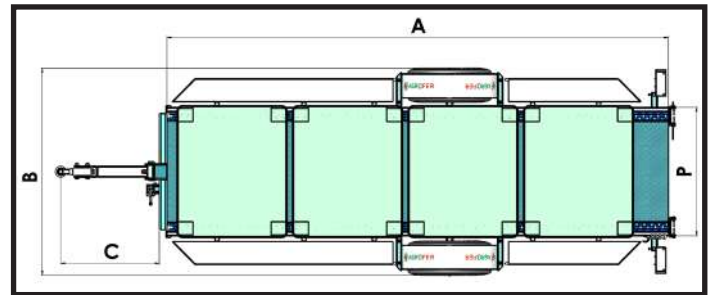
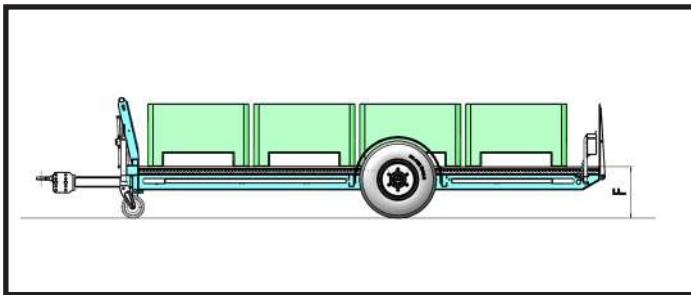




# CARTS G40 RT



- Cut-tube profile with chassis structure 150x150
- WITH HYDRAULIC FRONT CYLINDER FOR UNLOADING THE BINS WITH TRACTOR OIL OPERATION
- Removable drawbar
- Side movable foot-boards to easily reach the 2nd lane of the bins of 200mm
- djustable double wheel roll track for bin unloading
- Light kit
- Tyres 10/075-15 18PR
- Height adjustable towing device



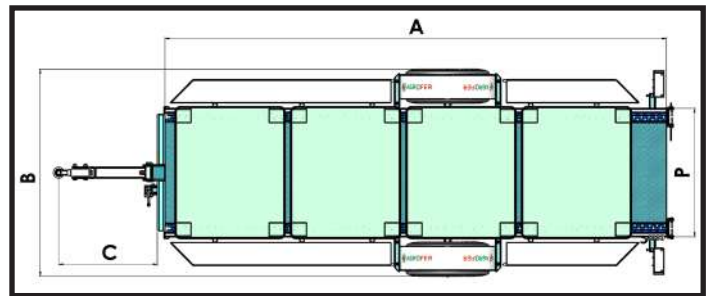
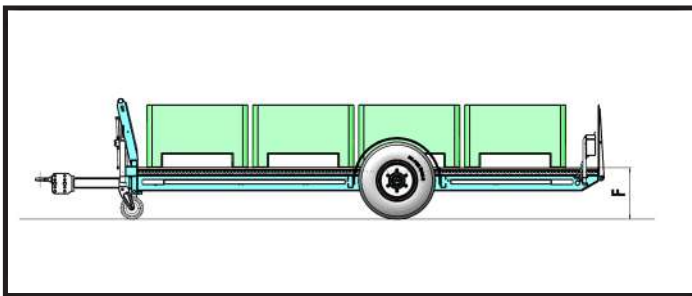
## Mod. G40 RT BINS 113x113 – 120x110

MOD.	N. Cassoni	A mm	B mm	C mm	P mm	F mm			€
								Kg	
G40 RT/3	3	3440	1850	1000	1250	550	10.075 15.3	550	
G40 RT/4	4	4570	1850	1000	1250	550	10.075 15.3	580	
G40 RT/S	6 Pallet 120x80	4900	1850	1000	1250	550	10.075 15.3	620	
G40 RT/5	5	5700	1850	1000	1250	550	10.075 15.3	680	



## Mod. G40 RT SA BINS 120x100 – 120x80

MOD.	N. Cassoni	A mm	B mm	C mm	P mm	F mm			€
								Kg	
G40 RT/3 SA	3	3640	1650	1000	1050	550	10.075 15.3	550	
G40 RT/4 SA	4	5900	1650	1000	1050	550	10.075 15.3	600	
G40 RT/5 SA	5	6050	1650	1000	1050	550	10.075 15.3	680	
G40 RT/6 SA	6	7100	1650	1000	1050	550	10.075 15.3	760	

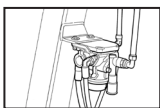
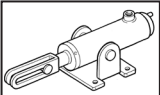
ACCESSORIES pagg. 74-75



### Mod. G40 RT LS BINS 120x100 – 120x80

MOD.	N. Cassoni	A mm	B mm	C mm	P mm	F mm		 Kg	€
G40 RT/3 LS	3	3050	1850	1000	1250	550	10.075 15.3	550	
G40 RT/4 LS	4	4050	1850	1000	1250	550	10.075 15.3	550	
G40 RT/5 LS	5	5050	1850	1000	1250	550	10.075 15.3	600	
G40 RT/6 LS	6	6050	1850	1000	1250	550	10.075 15.3	680	
G40 RT/7 LS	7	7100	1850	1000	1250	550	10.075 15.3	760	

### BRAKING SYSTEM COSTS FOR ROAD APPROVAL 6000 Kg

	PNEUMATIC	
	HYDRAULIC WITH PEDAL	