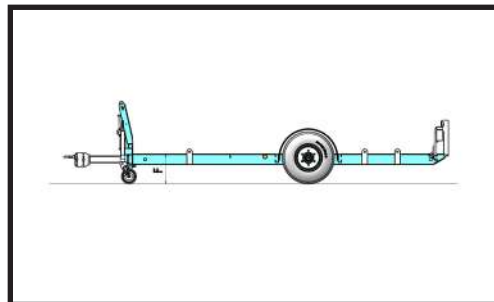
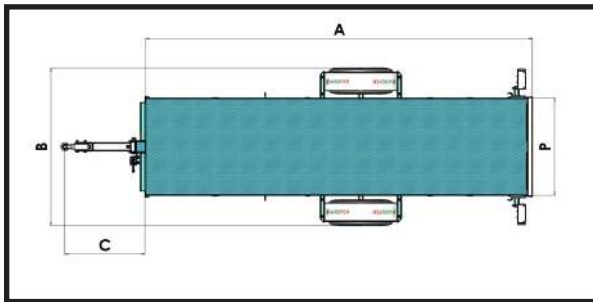







# TRAILERS G40 TM RE

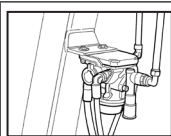
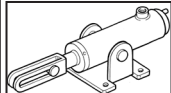
- Platform for machine transport
- Chassis made of cut tube profiles 150x150mm
- Iron deck with non-slip treadplate 30 tenths
- Rear foot-board for machine loading
- Height-adjustable drawbar
- Eyelet E3
- HYDRAULIC TIPPING WITH DOUBLE-EFFECT PISTON TRACTOR OIL
- Axle with mechanical brake
- Tyres 10/075-15 16PR - 205.75 17.5
- Road lighting kit



MOD.	P mm	A mm	B mm	C mm	F mm		 Kg	€
G40 TM RE 40.14	1400	4000	2000	1000	400	10.075 15.3	550	
G40 TM RE 45.14	1400	4500	2000	1000	400	10.075 15.3	580	
G40 TM RE 50.14	1400	5000	2000	1000	400	10.075 15.3	620	

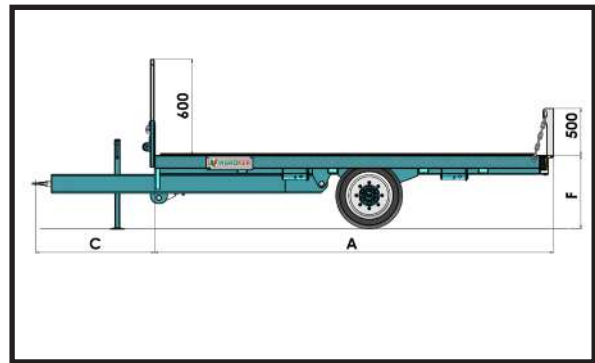
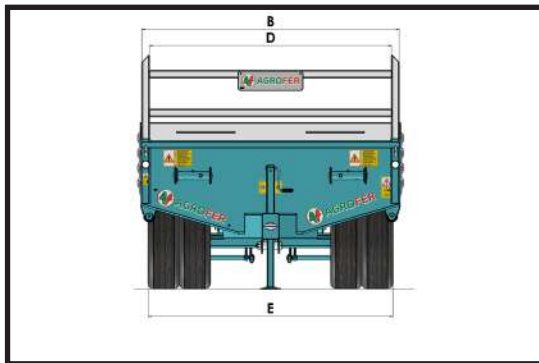
MOD. S.	P mm	A mm	B mm	C mm	F mm		 Kg	€
G40 TM RE 40.16	1600	4000	2200	1000	400	10.075 15.3	680	
G40 TM RE 45.16	1600	4500	2200	1000	400	10.075 15.3	720	
G40 TM RE 50.16	1600	5000	2200	1000	400	10.075 15.3	750	



## BREAKING SYSTEM COST FOR 6000 Kg

	PNEUMATIC	
	HYDRAULIC WITH PEDAL	

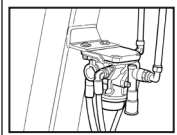
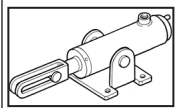
# TRAILER G40 TM RS

- Platform for machine transport
- Chassis made of cut tube profiles and laminated U-shaped iron
- Iron deck with non-slip treadplate 30 tenths
- Rear foot-board for machine loading 500 mm
- HYDRAULIC OVERTURNING WITH PISTON
- Axle with mechanical brake
- Road lighting kit
- Mechanical parking foot
- Front winches n ° 2 lateral 1 DX - 1 SX
- 215/75 R 17.5 twin covered wheels
- Tractor n ° 1 pair of double-acting hydraulic couplings



MOD.	A mm	B mm	C mm	D mm	F mm	E mm		 Kg	€
G40 TM RS 41x20	4100	2000	1300	1940	750	1900	215/75 R17.5	1100	
G40 TM RS 45x22,5	4500	2250	1300	2190	750	2150	215/75 R17.5	1500	
G40 TM RS 50x22,5	5000	2250	1300	2190	750	2150	215/75 R17.5	1600	
G40 TM RS 50x24,5	5000	2450	1300	2390	750	2350	215/75 R17.5	1720	
G40 TM RS 55x24,5	5500	2450	1300	2390	750	2350	215/75 R17.5	1800	
G40 TM RS 60x24,5	6000	2450	1300	2390	750	2350	215/75 R17.5	2020	
G40 TM RS 65x24,5	6500	2450	1300	2390	750	2350	215/75 R17.5	2150	

## BREAKING SYSTEM COST FOR 6000 Kg

	PNEUMATIC	
	HYDRAULIC WITH PEDAL	