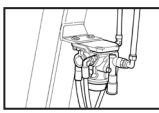
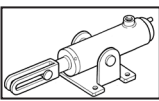
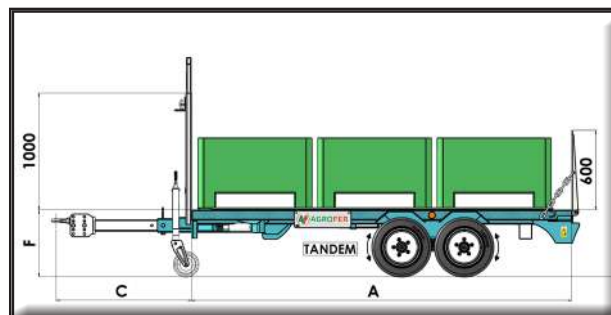
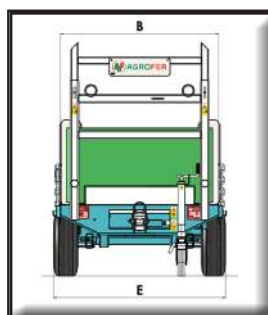




CART PBC BINS TANDEM

- Chassis made of pressed Omega-profiles 30 tenths
- Iron deck with diamond plate 30 tenths
- N° 4 wheels with Tandem compensating system
- Axle with mechanical brake
- Telescopic front bulkhead
- Rear foot-board to stop the products
- Lateral fixing devices to fasten the bins
- Height-adjustable towing eyelet
- Hooks for ropes - Axle with mechanical brake
- DRAWBAR WITH HYDRAULIC SHIFT DX-SX tractor oil operation
- Lights kit
- Tyres 20.5/8.00-10



	PNEUMATIC	
	HYDRAULIC WITH PEDAL	



MOD.	A mm	B mm	C mm	E mm	F mm		 Kg	€
PBC/3 BINS 33x9	3300	950	1000	1050	600	20.5 8.00-10	600	
PBC/3 BINS 30x13	3050	1300	1000	1400	600	20.5 8.00-10	600	
PBC/3 BINS 33x13	3300	1300	1000	1400	600	20.5 8.00-10	720	
PBC/3 BINS 33x14	3300	1450	1000	1550	600	20.5 8.00-10	760	
PBC/3 BINS 41x13	4100	1300	1000	1400	600	20.5 8.00-10	780	
PBC/3 BINS 41x14	4100	1450	1000	1550	600	20.5 8.00-10	800	
PBC/3 BINS 34x13	3450	1300	1000	1400	600	20.5 8.00-10	600	
PBC/3 BINS 37x13	3700	1300	1000	1400	600	20.5 8.00-10	700	
PBC/3 BINS 40x13	4050	1300	1000	1400	600	20.5 8.00-10	700	
PBC/3 BINS 46x13	4600	1300	1000	1400	600	20.5 8.00-10	780	
PBC/3 BINS 49x13	4900	1300	1000	1400	600	20.5 8.00-10	780	