

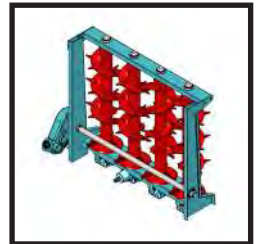
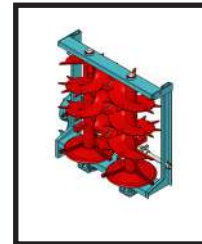
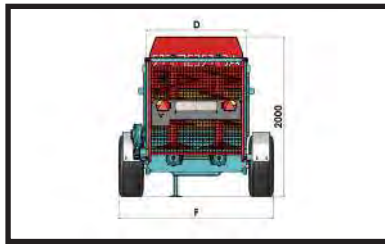
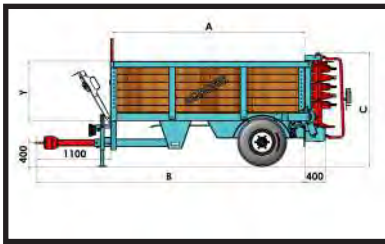
MANURE SPREADER V.B. RE

- Rear spreading
- Cut-tube profiles structure with pickled sheet steel
- The deck and sides are made of treated larch planks
- Rigid suspension
- N° 2 or 4 vertical rollers for rear spreading
- Hydraulic chain conveyor advancement
- Guides for chain running
- Removable drawbar
- Axle without brake
- Cardan shaft
- Road light kit
- Tractor n° 1 pair of hydraulic outlets for belt chain operation
- oil 30Lt













N.2 ROLLERS

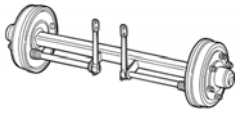
N.4 ROLLERS

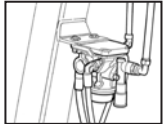
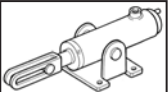


*EUROPEAN ROAD HOMOLOGATION

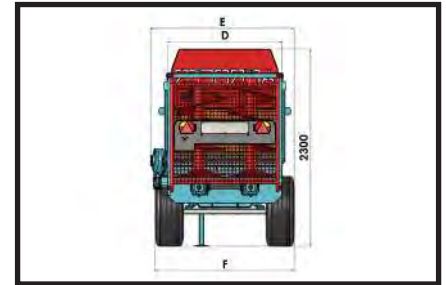
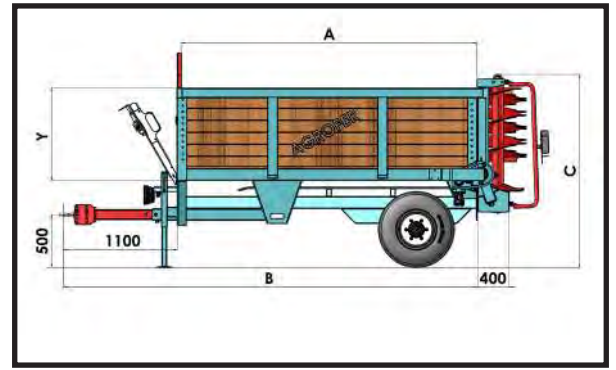
	A mm	B mm	C mm	D mm	F mm	Y mm		 m ³	 Kg	 700 mm	€	EUROPEAN ROAD HOMOLOGATION CERTIFICATE	*
V.B. 25 RE	3000	4150	1800	1250	1850	800	10.075-15.3 16PR	3.0	900	2250		LOAD 3.800 Kg	X
V.B. 35 RE	3500	4650	1800	1250	1850	800	10.075-15.3 16PR	3.5	1200	2250		LOAD 4.300 Kg	X
	A mm	B mm	C mm	D mm	F mm	Y mm		 m ³	 Kg	 700 mm	€	EUROPEAN ROAD HOMOLOGATION CERTIFICATE	*
V.B. 40 RE 1.6	3500	4650	1800	1600	2250	800	10.075-15.3 16PR	4.4	1900	2700		LOAD 5.600 Kg	X
V.B. 45 RE 1.6	4000	5150	1800	1600	2400	800	13.0 / 55.16	5	2100	2700			

COMPULSORY FOR EUROPEAN ROAD HOMOLOGATION

IMAGE	CODE	DESCRIPTION	PRICE
	SP 001	AXLE WITH MECHANICAL BRAKE	

	PNEUMATIC	
	HYDRAULIC WITH PEDAL	

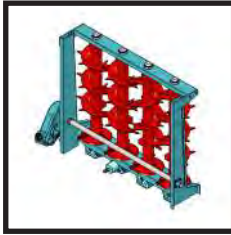
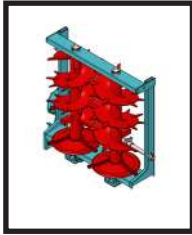
MANURE SPREADER V.B. RS



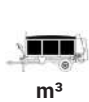









*EUROPEAN ROAD HOMOLOGATION

N.2 RULLI

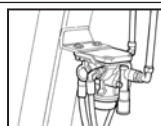
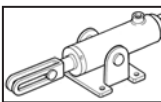
N.4 RULLI



	A mm	B mm	C mm	D mm	E mm	F mm	Y mm		 m ³	 Kg	 700 mm	€	EUROPEAN ROAD HOMOLOGATION CERTIFICATE	*
V.B. 25 RS	3000	4150	2000	1250	1400	1450	800	10.075- 15.3 16PR	3.0	1200	1800		LOAD 4.000 Kg	X
V.B. 35 RS	2000	4650	2000	1250	1400	1450	800	10.075- 15.3 16PR	3.5	1500	1800		LOAD 4.530 Kg	X
	A mm	B mm	C mm	D mm	E mm	F mm	Y mm		 m ³	 Kg	 700 mm	€	EUROPEAN ROAD HOMOLOGATION CERTIFICATE	*
V.B. 40 RS 1.6	3500	4650	2000	1600	1700	1800	800	340/ 55-16	4.4	2100	2200		LOAD 5.650 Kg	X
V.B. 45 RS 1.6	4000	5050	2200	1600	1700	1800	800	13.0/ 55.16	5.7	2300	2200			

COMPULSORY FOR EUROPEAN ROAD HOMOLOGATION

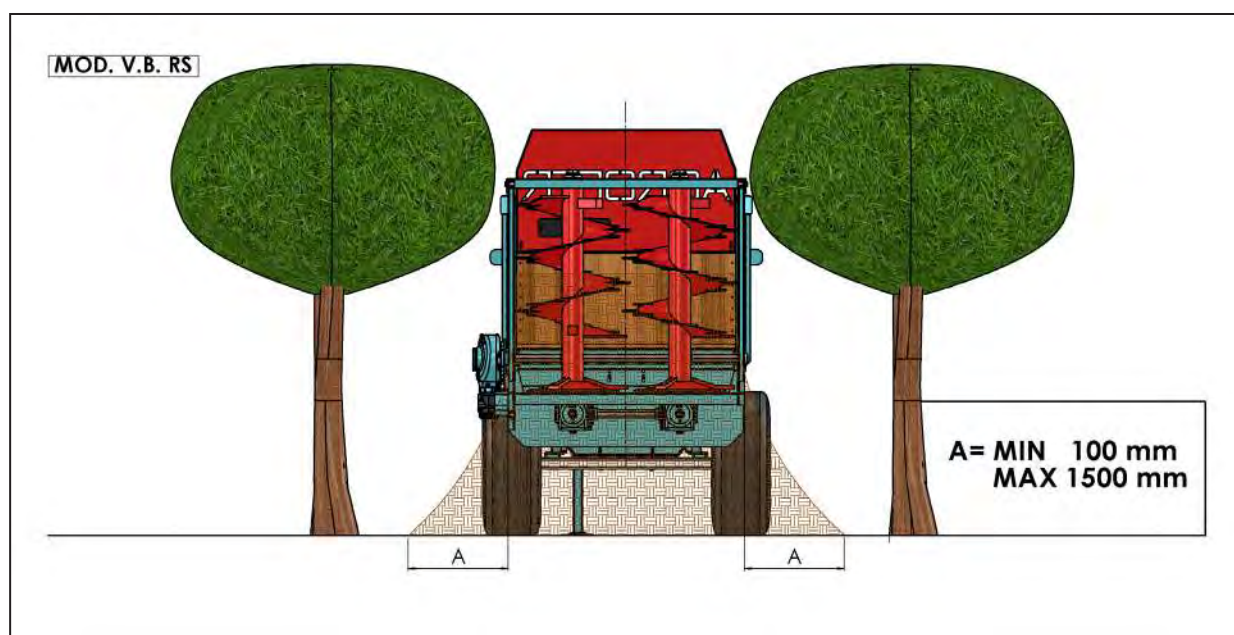
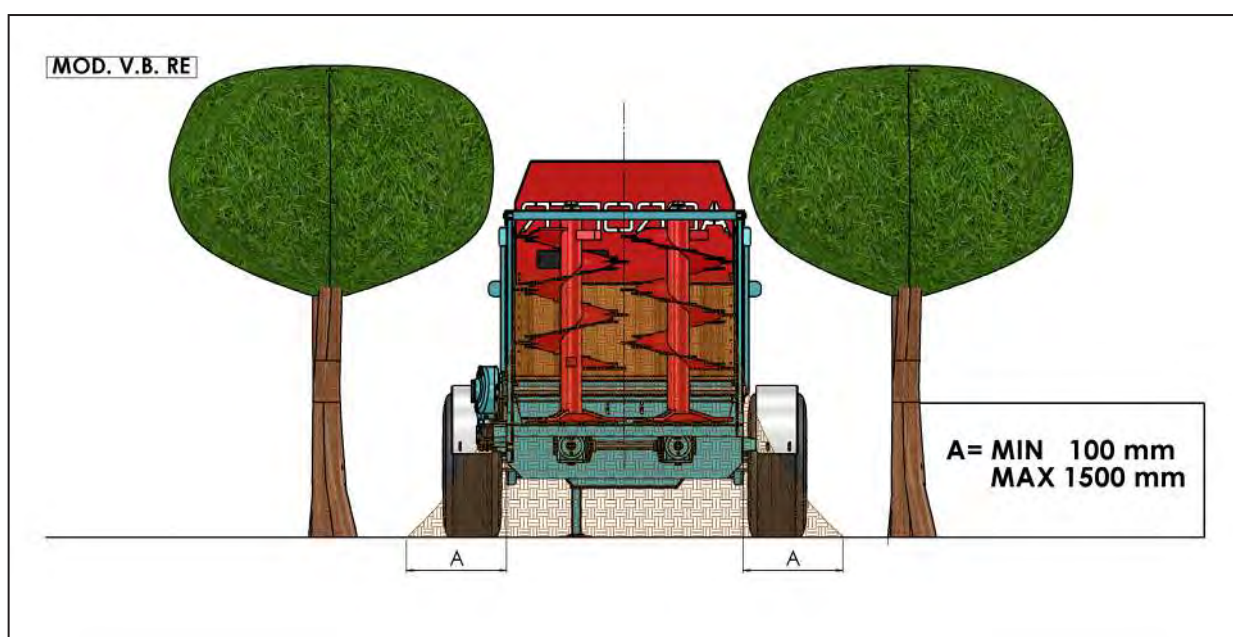
IMAGE	CODE	DESCRIPTION	PRICE
	SP 001	AXLE WITH MECHANICAL BRAKE	

	PNEUMATIC	
	HYDRAULIC WITH PEDAL	

WORKING DISTANCES

- Working distances are indicative
- The operation of the machine can vary according to the product to be distributed and to the type of operation
- The regulation system of the manure spreader:
 - Edge with chain feed, if supplied, or chains only
 - The RPM of the tractor for the roller speed
 - Feed speed

Mod. V.B. RS – V.B. RE



To concentrate the product in the centre, see ACCESSORIES or "pair of rear wings" SP006