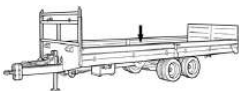
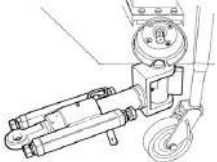
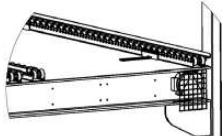
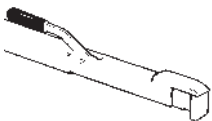
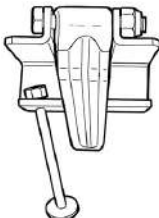
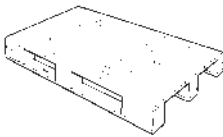
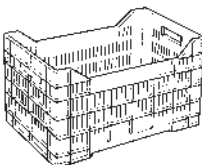



ACCESSORIES

IMAGE	CODE	DESCRIPTION	PRICE	MACHINE
	CR 015	HIGH LATERAL TAILGATES: OPENABLE AND REMOVABLE of 150 mm HIGH 3000 - 4000 mm		PBC-3 / PBC BINS
	CR 016	HIGH LATERAL TAILGATES: OPENABLE AND REMOVABLE 150 mm HIGH 4000 - 6000 mm		PBC-3 / PBC BINS
	CR 010	BASCULE TOW BAR COUPLING WITH MECHANICAL BLOCK		G40 RT / G40 RT TA
	CR 010 B	BASCULE TOW BAR COUPLING WITH HYDRAULIC BLOCK		G40 RT / G40 RT TA
	CR 002	N°1 COUPLES OF DOUBLE WHEEL ROLL TRACKS FOR BIN UNLOADING 3000 - 4000 mm		PBC-3 / PBC BINS
	CR 003	N°1 COUPLES OF DOUBLE WHEEL ROLL TRACKS FOR BIN UNLOADING 4000 - 6000 mm		
	CR 017	BARS STOP LOADING		PBC-3 / PBC BINS
	CR 018	BINS STOP KIT		PBC-3 / PBC BINS
	PLASTIC PALLET	mm 1300x1100x150h smooth		PBC-3
		mm 1300x1100x150h with iron edge to stop boxes		
	PLASTIC BOX	CLOSED BOTTOM-DRILLED WALLS cm 53,5x35,5x31,5 h		PBC-3
		ALL CLOSED cm 53,5x35,5x31,5 h		PBC-3
		ALL DRILLED cm 53,5x35,5x31,5 h		PBC-3
	CR 021	N° 1 BENDS WITH WRAPPING lunghezza 8mt		PBC-3 / PBC BINS