
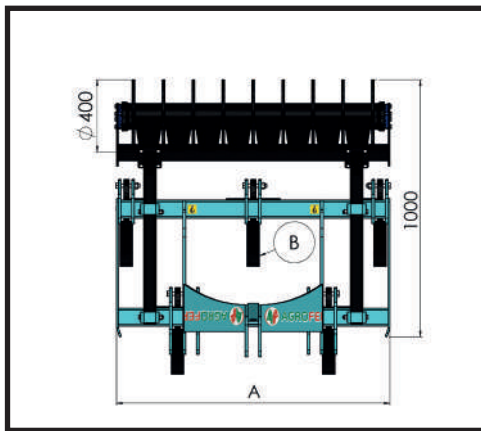

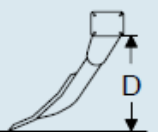

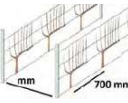



RIPPER DIS

- Cut-tube profile frame 100X100X8
- 3-point hitch on lift
- Fixed anchors with safety bolt
- Depth roller with manual adjustment



MOD.	A mm	B N°	 Altezza Ancore mm			Kg	 HP	
DIS. 15	1500	5	550	500	1800	540	70	
DIS. 18	1800	5	550	500	2000	590	70	
DIS. 22	2200	7	550	500	2500	760	100	