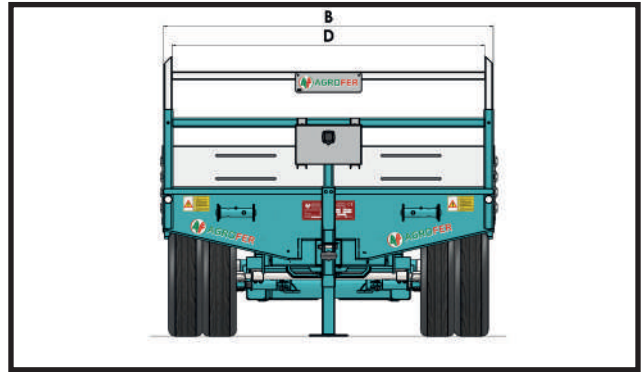
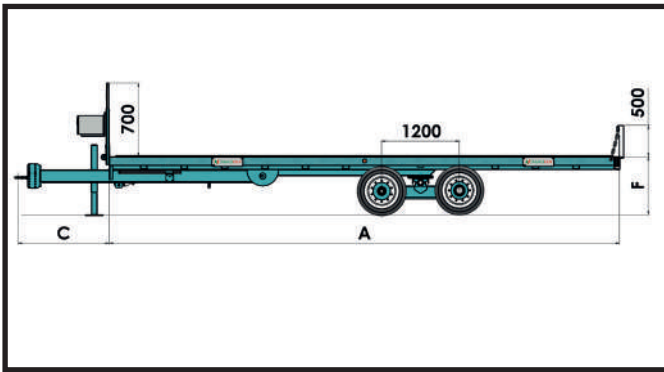


TRAILER P.T.M.

- Chassis made of cut tube profiles
- HYDRAULIC TIPPING WITH 2 DOUBLE-EFFECT PISTONS
- 500 mm rear platform for whole but divided for machine loading
- Iron deck with non-slip treadplate 30 tenths
- Road lighting kit
- Hydraulic front support foot
- Suspensions with cantilever tandem system with leaf spring
- Pneumatic braking on 4 wheels 30x60
- Eyelet F2
- Telescopic front bulkhead
- N ° 2 front rope tensioning winches
- Side hooks for ropes
- Tractor n ° 1 pair of double-acting hydraulic couplings
- Second hand recycled wheels



TRAILER P.T.M. WITH FIXED REAR AXLE


MOD.	A mm	B mm	C mm	D mm	F mm		 Kg.	
P.T.M. 50x22	5000	2250	1500	2190	850	215/75 R17.5	2220	
P.T.M. 61x22	6100	2250	1500	2190	850	215/75 R17.5	2960	
P.T.M. 61x24	6100	2450	1500	2390	850	215/75 R17.5	2960	
P.T.M. HI 76x24	7600	2450	1500	2390	850	215/75 R17.5	3150	

BRAKING SYSTEM for 8000-10000-12000 kg



TRAILER P.T.M. AS

WITH REAR STEERING AXLE WITH HYDRAULIC BLOCK

MOD.	A mm	B mm	C mm	D mm	F mm		 Kg.	
P.T.M. 50x22 AS	5000	2250	1500	2190	850	215/75 R17.5	2220	
P.T.M. 60x22 AS	6100	2250	1500	2190	850	215/75 R17.5	2960	
P.T.M. 61x24 AS	6100	2450	1500	2390	850	215/75 R17.5	2960	
P.T.M. HI 76x24 AS	7600	2450	1500	2390	850	215/75 R17.5	3150	

BRAKING SYSTEM for 8000-10000-12000 Kg

